



THE TURNING TIMES

An East Texas Woodturner's Publication

Volume 19, Issue 3

March 2011

President	Paul Coppinger	903-638-6008	paulcop68@thecoppingers.net
Vice President	Wayne Smith	903 876-4414	rwshunter1@yahoo.com
Treasurer	Archie Stivner	903-876-4085	archiestivner@embarqmail.com
Secretary	Bill Holmes	903-894-4684	wmhltld@aol.com
Program Coordinator	Ken Terrell	903-839-4735	kpterrell@suddenlink.net
Librarian	Tom & Marjorie Crosby	903-567-4701	ctomsturnings@aol.com
Newsletter Editor	Mike DeLong	903-569-2733	mpdelong@suddenlink.net

Visit us at www.easttexaswoodturners.org

The Turning Times is published monthly as an information source for members of the East Texas Woodturners (ETW). ETW is a chapter of The American Association of Woodturners (AAW) and is committed to serving woodturners in the East Texas area surrounding Tyler, Texas. The ETW Chapter joins with the AAW in its dedication to providing education, information and organization to those interested in woodturning.

Meeting at TJC West

March 26, 2011

The Prez Says:



Hello ET Turners,

Not everything we turn is a one-of-a-kind turning. The part-time Youth Pastor, Chris, of our church works full-time with Teen Mania near Van. He is responsible for the concerts they put on all over the U.S. in major cities. Each city has a point person that he always presents with a memento from Teen Mania, something to commemorate the concert. This year's memento is a die-cast car



mounted on a plaque with a nice name-tag made from a chrome dog tag. The car is beat up on one side and like new on the other to represent Restoration, the theme of this year's concerts. He was not happy with the plaques available, so I turned some prototype wooden tires made from 2x4s and 2x6s. I used a pyramid tool to cut treads on the tires, sanded a flat spot on the edge for the dog tag and painted them flat black. The tires were laid on their sides with the flat facing out and the car is attached with screws through the

wooden tire. He loved them because they were not your usual plaque and the tire fit the car theme. Everyone at Teen Mania asked where he got the rubber tires.

He needed 22!!! This Saturday, he came over with his wife, Sarah, and two interns, Shyanne and Julie, and we started. Each had a job in the process. The boards had to be cut to a square, the centers had to be found, circles drawn for the tire diameter, holes drilled for the mounting screws, corners removed on a bandsaw, blocks turned, grooves cut, flats sanded and finally, spray painted.

Everybody had a job. Chris cut the boards. The two girls did the layout on each piece. His wife drilled the holes (she is rather short so a step ladder was placed in front of my drill press). I turned each block to make the tire, sanded and cut the tread grooves. The

Continued on page 4....

Welcome New Members

ETW had 2 new members join in February. Please welcome **Bob Holsomback** and **Julia Shannon** to the club. - **Bill Holmes**

Calendar of Events

- Mar. 26, 2011 9:00am (4th Sat.)**
Regular Club Meeting
- Apr. 2, 2011 9:00am**
ETW Learn-2-Turn Meeting
- Apr. 16, 2011 9:00am**
MOST Day, PAC Shop (Mineola)
- Apr. 30, 2011 9:00am (5th Sat.)**
Regular Club Meeting
- May 4, 2011 1:00pm**
SC Mtg. TJC Rm. 101
- May 14, 2011 9:00**
Regular Club Meeting
- May 21, 2011 9:00am**
MOST Day, PAC Shop (Mineola)
- June 8-10, 2011 9:00am**
Jimmy Clewes Hands-On Classes
- June 11, 2011 9:00am**
Reg. Club Mtg. - Jimmy Clewes
- June 18, 2011 9:00am**
MOST Day, PAC Shop (Mineola)

Table of Contents

Prez Says	1
Member's Classified Ads	2
ETW 2011 Program Schedule	2
Mar. 26th Raffle Items	2
Mar. 26th Setup/Cleanup Roster	2
2011 Club Shirt Ordering	2
February Meeting Pictures	3
Show & Tell Photo Changes	4
Clewes Classes - News Alert	4
ETW Mentor's List	5
Editor's Show & Tell Favorite	5
2011 Membership Drive Closing	5
ETW Supporter's List	6

CLASSIFIEDS

Classified Ad Policy: Classified ads run for 3-months unless the editor is notified they are no longer needed. At the end of the 3-month period, the ad will be dropped from the newsletter unless specifically renewed prior to the period expiration.

For Sale: Woodturning Aprons – Made of material that sheds those pesky shavings - \$25.00. Please contact Kay Leonard at 903-592-6009 or at kay199417@gmail.com

Wanted: Pen and small turning projects equipment including mini lathe. Please email me with offers and prices. **Don Wade** azledon@msn.com

For Sale: Craftsman lathe - Good shape - Works well. \$75 Darryl Roberts (903) 526-1991 darryl.roberts62@yahoo.com

For Sale: Sears 10" Radial Arm Saw with cabinet stand - \$100.00; Delta 1/2" Spindle Shaper with cutters - \$225.00 Norman Dixon, 903-753-6980, normandixon@cablelynx.com

For Sale: Custom built router station with router and bits, Oscillating sander with stand and various sanding sleeves and sizes, heavy duty plunge router with multiple bits. All items have very little use on them. The heavy duty router is new with new 1/2" carbide bits. Email Don Wade at azledon@msn.com

Personalized Turning Classes:

Paul Coppinger - Mineola - 903-638-6008 paulcop68@thecoppers.net

ANCHOR SEAL FOR SALE

The Club has Anchor Seal end grain sealer for sale at most Club meetings. It is available in 1 and 2 gallon jugs at \$9.00 per gallon. To obtain it, pay our treasurer, Archie Stivner, and then see Dennis Lorenz. If you need some between meetings, contact Dennis at 903-565-0651 or dlorenz67@gmail.com

The Feb. **Show and Tell** pictures can be viewed on the East Texas Woodturner's website at:

<http://www.easttexaswoodturners.org/>

ETW 2011 Program Schedule

Mar. 26, 2011	Joe Berreth	Intro To Air-Brushing Techniques
Apr. 30, 2011	Ed Heuslein	Hollowing From The Bottom
May 14, 2011	Robert Trimmell	To Be Announced
June 11, 2011	Jimmy Clewes	Multi-axis Platter & Wooden Hat
July 9, 2011	Paul Coppinger	The Art of Finishing

East Texas Woodturner's Raffle Items

Tickets can be purchased for each raffle at the monthly club meetings and are priced at \$1 each or 6 for \$5

March 26, 2011:

(Monthly items are subject to change based on availability)

Thompson 1/4" Detail Gouge Dust Bee Gone Mask
P&N 3/8" Bowl Gouge Kay Leonard Turning Smock
Waterlox Original Tung Oil & Hydrocote Water-based Lacquer

First Quarter 2011 (Mar): Kelton 3-piece Mini-Hollowing Set, Kelton KH1 Handle, and a Lee Valley Tool Roll.

Annual 2011 (Dec.): Oneway 1" Talon Chuck with ; #2 and Step Jaws, Beall 1" Collet Chuck Kit, and 1-1/4" to 1" spindle adapter.

March 26, 2011 Setup/Cleanup Roster



The following members have generously volunteered to handle the setup and cleanup chores for the next meeting. Please thank them and consider volunteering to help at future meetings.

L.V. Filak

Gary Mulson

Dave Dischiavo

Gary Griffin

Bobby Barron

Robert Trimmell

LAST CHANCE for ETW SHIRTS in 2011

I will be taking final orders for ETW club shirts at the March meeting. This will be your **LAST** chance to order a club shirt in 2011. If you want a shirt please see me to be sure your name is on the list. I need payment before I submit the order so if you have ordered a shirt and have not yet paid, **NOW IS THE TIME TO MAKE YOUR PAYMENT.**

Size and Price list:

Polo – S-XL \$23.00; XXL \$24.00

Long Sleeve Twill – M-XL \$31.00; 2X \$32.00; 3X-4X \$33.00

Short Sleeve Twill – M-XL \$30.00; 2X \$31.00; 3X-4X \$32.00


Tee – S-XL \$18.00; 2X-3X \$19.00

Sweat – S-XL \$20.00; 2X-3X \$21.00

If you have any questions please feel free to contact me at 903-567-4701 or ctomsturnings@aol.com - Thank you – **Marjorie Crosby**



Dennis Ford
Thin-stemmed, Natural-edge Goblets




girls sanded the flats and helped him spray paint. I had one of the girls time me turning a tire. Without rushing, I turned one in 1 minute, 49 seconds, from putting on the lathe till taking off. Not too shabby.



Shyanne

Now for the fun part – I asked the girls if they wanted to turn one. They had never done anything like that

and really didn't know what a lathe was. They jumped at the chance. After a little instruction, they were going at it and doing a great job. Lots of shavings, not dust, were floating to the floor. You should have seen the expression of joy and pride on their faces as they removed their completed tire from the lathe. I had them keep theirs and I turned two more. Now, I don't expect them to take up turning but you never know. And in 30 years or so, they may remember this experience, how much fun it was and decide to give it a try.



Julie



Shyanne

Julie

Anyway, in just a few hours, we completed all the woodworking but ran out of paint. Not bad, and fun too. I hope these two young ladies will remember the joy of turning and hopefully take up our hobby. They could be our next generation. All this is my way of saying, don't ever turn down the mundane jobs...they can be fun, rewarding and may have long-term effects. – PAC

[Click here to see more pictures](#)

Show & Tell Photo Changes

We want to thank those ETW members who gave us the following input on improving your photo process for Show and Tell:

1. Eliminate talking or meeting interruptions during Show & Tell photo sessions.
2. Cut down long trips to the foyer and back so you don't miss the other items.
3. Take pictures of all your items, even if they don't get presented.

Well, we listened and beginning at the March 26th meeting, please bring your items to the photo booth **first**. It will be set up inside the meeting room in front of the S&T tables beginning at 8:30am. After your pics are done, then take your items to the S&T tables. If you are a bit late, don't worry.

We'll take pictures before the meeting but stop when Paul opens the meeting. We'll start again after the announcements and stop before Show & Tell kicks off. After Show & Tell ends, we'll take any remaining photos. Everybody will get their item photos into the gallery.

By taking pictures only during the break times, nobody will miss any part of the meeting. Plus, when you finish your presentation, just take a seat and enjoy the other turners' items.

Thanks,
The ETW Photo Team

CLEWES CLASSES NEWS ALERT !!



As most of you are aware, Jimmy Clewes has been scheduled for our annual three day "Hands On" seminar this year. The dates are June 8, 9, 10, 2011. As in past events the daily fee (including lunch and wood required) will be \$125.00 for one day. At this point we have only thirteen slots filled which is short compared to past events. ETW members are our preference and have first choice at sign up slots; however, due to the slow sign up this year, we have designated April 30th as the cutoff date for preferred ETW sign up. Starting May 1, we will solicit potential attendees from Dallas, Fort Worth, Greenville and Denton to fill out our attendee list.

The primary project each day will be "Turning A Lidded Box" (the Clewes way). If time permits, an additional project, "A Squared Edged" item will be offered.

Please review your schedules and make your reservations to attend. I would also note that Mr. Clewes is the most booked woodturning demonstrator in the U.S. at this time.

– Ken Terrell

Mentor List

Mark Anthony	903-963-7128	Van	emark_anthony@gmail.com
Charles Brooks	903-216-5564	Whitehouse	cbrooks@suddenlink.net
Paul Coppinger	903-638-6008	Mineola	paulcop68@thecoppingers.net
Tom Criswell	903-509-1042	Tyler	tom_criswell@yahoo.com
Tom Crosby	903-567-4701	Canton	ctomsturnings@aol.com
Norm Dixon	903-753-6980	Longview	normandixon@cablelynx.com
L. V. Filak	903-885-2550	Sulphur Springs	lrfilak2@suddenlink.net
Ed Heuslein	903-834-3838	Kilgore	heuslein@gmail.com
Walter Tate	903-534-8808	Tyler	waltertate1@suddenlink.net
Ken Terrell	903-839-4735	Whitehouse	kpterrell@suddenlink.net

2011 Membership Drive

The ETW annual MEMBERSHIP RENEWAL is coming to a close. **Only members as of the end of March 2011 will be included in the printing of the annual directory.** Dues remain \$36.00 for the year.



If you have not gotten a picture made, please plan to do so at the March meeting. - Thanks, **Bill**



Editor's Show & Tell Favorite

Sea Creature - Maple Burl Hollow Vessel
By Dennis Ford

Mineola Open Shop Turning Day (MOST Day)

April 16, 2011


Projects: Turned Jewelry
(or anything else you want to turn)

Paul Coppinger's Shop in Mineola
(see website for map)

Turning, Fun and Fellowship

If we're not having fun, we're not doing it right!

RUMOR HAS IT THERE WILL BE DEMONSTRATIONS ON TURNING BRACELETS, EARRINGS, AND OFF-CENTER PENDANTS.



East Texas Woodturners Library

Now would be a good time to check if you have any items from the **ETW Library** that need to be returned. Some of your friends are waiting to enjoy them too.

PLEASE RETURN THEM



East Texas Woodturner's Supporters

The following businesses have graciously provided support for the activities of the East Texas Woodturner's club. Please show your gratitude by giving them your business when possible.

Woodcraft

1430 Marsh Lane
Addison, Texas 75001
(972)-241-0701 CST
<http://www.woodcraft.com/>

Thompson Lathe Tools

5479 Columbia Road
North Olmsted, OH 44070
440-241-6360 CST
<http://www.thompsonlathetools.com/>

Rockler

Promenade North Shopping Center
800 North Coit #2500
Richardson, TX 75080
(972) 613-8848 CST
<http://www.rockler.com/>

Craft Supplies USA

1287 E. 1120 S., Provo, UT 84606
1-800-551-8876
FAX: 801-377-7742
<http://www.woodturnerscatalog.co>

Hartville Tool

13163 Market Ave N
Hartville, OH 44632
800-345-2396
<http://www.hartvilletool.com/>

Packard Woodworks

P.O. Box 718, Tryon, NC 28782
1-800-683-8876
FAX: 828-859-5551
<http://www.packardwoodworks.com/index.html>

Wood World

13650 TI Blvd. #101, Dallas, TX 75243
972-669-9130 CST
<http://woodworldtx.com/>

Johnson Wood Products

34897 Crystal Rd.,
Strawberry Point, IA 52076
563-933-6504 CST
Wood Turning Blanks, Bowl Blanks
<http://www.johnsonwoodproducts.co>