



THE TURNING TIMES

An East Texas Woodturner's Publication

Volume 19, Issue 9

September 2011

President	Paul Coppinger	903-638-6008	paulcop68@thecoppingers.net
Vice President	Wayne Smith	903 876-4414	rwshunter1@yahoo.com
Treasurer	Archie Stivner	903-876-4085	archiestivner@embarqmail.com
Secretary	Jack Day	903-566-1798	jaday@suddenlink.net
Program Coordinator	Ken Terrell	903-839-4735	kpterrell@suddenlink.net
Librarian	Tom & Marjorie Crosby	903-567-4701	ctomsturnings@aol.com
Newsletter Editor	Mike DeLong	903-569-2733	mpdelong@suddenlink.net

Visit us at www.easttexaswoodturners.org

The Turning Times is published monthly as an information source for members of the East Texas Woodturners (ETW). ETW is a chapter of The American Association of Woodturners (AAW) and is committed to serving woodturners in the East Texas area surrounding Tyler, Texas. The ETW Chapter joins with the AAW in its dedication to providing education, information and organization to those interested in woodturning.

Meeting at TJC West

September 10, 2011

The Prez Says:



Hello ET Turners,

SWAT 2011 is over and I had a blast. Here are some of the new turning related items I saw, lusted over and/or bought.

VM Woodworking had the *Butler Swing-Away* tail stock holder that could be mounted on a Powermatic 3520 series lathe and not require lifting the heavy tail stock for removal. It is designed to bolt to the 2 holes used for the bed extension and allows the holder to rotate around to the back of the bed rails. With an extension mounted, new holes must be drilled in the end of the extension to attach the *Swing-Away*. Then the mount must be adjusted to align the rails so the tail stock will slide smoothly onto the unit. With the tail stock stored on the holder, a pin is removed to allow the entire unit to rotate the tail stock around 180 degrees so it is parallel to the bed rails and at the same level. One "expert" (woodturning has lots of these) expressed that the tail stock rotating to the back while still at the same level as the bed rails, would get in the way of hollowing. Other brands would rotate the mounted tail stock down so it was below the bed rails. This meant to get the tail stock back on the bed rails, you still had to lift

the heavy tail stock and holder to rotate it back in place. And these units were designed to fit other lathes and would require adapting to fit the Powermatic. And the *Butler* cost about \$100 less. If interested, come to the next MOST Day to see it...I bought mine on Thursday even before SWAT started. UPDATE-I spent 30 minutes drilling, tapping and mounting the holder but then spent another 30 minutes aligning it because my bed extension end is not square to the rails. I had to use a right angle grinder to square a semi-circle area under the 2" diameter washers I used as spacers.

David Nittmann was selling *Grex* airbrushes. One model used a pistol grip trigger rather than the top-mounted finger trigger like most airbrushes. In a prior Prez Says, I told you how I learned the hard way that airbrushing requires that air flow through the nozzle at the end of each pass to prevent paint from drying in the nozzle. For a top-mounted trigger, I learned to use a 1-2-3-4 step trigger operation to always blow air through the nozzle at the end of a stroke. The *Grex* pistol grip trigger **ALWAYS** begins and ends your stroke with air. Also, this model is available with a top-mounted or side-mounted cup and a bigger needle/nozzle combination for spraying larger areas. The side-mounted cup allows you to


Continued on page 4....

Calendar of Events

- September 10, 2011 9:00am**
Regular Club Meeting
- September 17, 2011 9:00am**
MOST Day; PAC Shop (Mineola)
- October 8, 2011 9:00am**
Regular Club Meeting
- October 15, 2011 9:00am**
MOST Day; PAC Shop (Mineola)
- November 12, 2011 9:00am**
Regular Club Meeting
- November 19, 2011 9:00am**
MOST Day; PAC Shop (Mineola)

Table of Contents

Prez Says	1
Member's Classified Ads	2
ETW 2011 Program Schedule	2
Sept. 10th Raffle Items	2
Sept. 10th Setup/Cleanup Roster	2
August Meeting Pictures	3
ETW Member Discount	5
SWAT Symposium 2011	5
A Note From The Librarians	5
ETW Mentor's List	6
Editor's Show & Tell Favorite	6
Sept. MOST Day Information	6
ETW Supporter's List	7



"Turning Twenty"

CLASSIFIEDS

Classified Ad Policy: Classified ads run for 3-months unless the editor is notified they are no longer needed. At the end of the 3-month period, the ad will be dropped from the newsletter unless specifically renewed prior to the period expiration.

For Sale: Woodturning Aprons – Made of material that sheds those pesky shavings - \$25.00. Please contact Kay Leonard at 903-592-6009 or at kay199417@gmail.com

Wanted: Pen and small turning projects equipment including mini lathe. Please email me with offers and prices. **Don Wade** azledon@msn.com

For Sale: ShopSmith lathe with a lot of accessories - Good shape. \$500 Darryl Roberts (903) 526-1991 darryl.roberts62@yahoo.com

For Sale: Sears 10" Radial Arm Saw with cabinet stand - \$100.00; Delta 1/2" Spindle Shaper with cutters - \$225.00 Norman Dixon, 903-753-6980, normandixon@cablelynx.com

Personalized Turning Classes:

Paul Coppinger - Mineola - 903-638-6008 paulcop68@thecoppingers.net

For Sale: Delta bandsaw, model #BS 100 with light for \$100.00. Will trade for planer and yes I will pay extra difference if needed. Call Eddy Shannon at 903-312-1813

For Sale: Craftsman Router with table & acc. - \$60; Craftsman Dovetail Template with bushings - \$30; Craftsman Rotary Tool - \$35; [CLICK HERE FOR PICTURES](#)

Contact Mike DeLong at 903-569-2733 or mpdelong@suddenlink.net

For Sale: Woodworking Tools - new, never used or only gently used:

- Craftsman "Laser Measurer Tool" \$25.
- Craftsman "Random Orbital Sander" \$25.
- Skill "Jigsaw" \$20.
- Makita "Vibrating Finishing Sander" \$25.
- Black & Decker "Hand Grinder" (Wildcat Grinder) \$30

Craftsman "Battery Tool Set with Roll-Away Carrying Case" \$100
[\(Click Here for Included Items\)](#)

Craftsman "Bench Top Drill Press" \$100.
Delta "8-1/2" Compound Miter Saw" \$75
Contact Ed Heuslein at 903-834-3838 (h) or 903-521-3972 (c); email heuslein@gmail.com

Turning Classes: 1,2 or 3 day classes available. For details, please call 903-216-5564. Charles Brooks

ETW 2011 Program Schedule

Sept. 10, 2011	Ken Terrell	Finial Vessels
Oct. 8, 2011	Kevin Bassett	Double Natural-Edged Bowls
Nov. 12, 2011	To Be Announced	To Be Announced
Dec. 10, 2011	Membership	Club Christmas Party

East Texas Woodturner's Raffle Items

Tickets can be purchased for each raffle at the monthly club meetings and are priced at \$1 each or 6 for \$5

September 10, 2011:

(Monthly items are subject to change based on availability)

P & N 1/2" Bowl Gouge	Kay Leonard Turning Smock
Crown Narrow Parting Tool	Combo Veneer Pack (B/W/R)
Thompson: Jimmy Clewes Signature 3/8" V-Bowl Gouge	

Third Quarter 2011 (Sept): Wagner 1/4" x 16tpi & 3/8" x 12tpi Texturing Tools; Sorby Texturing Tool; 5 Tombow Coloring Pens.

Annual 2011 (Dec.): Oneway 1" Talon Chuck with #2 and Step Jaws, Beall 1" Collet Chuck Kit, and 1-1/4" to 1" spindle adapter.

September 10, 2011 Setup/Cleanup Roster



The following members have generously volunteered to handle the setup and cleanup chores for the next meeting. Please thank them and consider volunteering to help at future meetings.

James Booher

Willis Martin

José Alanis

Jeff Whitcomb

Marvin Cade

You

Turning Wood Available

I still need to reduce my wood stash. There is still a large quantity of "FREE" local woods and some well priced dimensional and bought woods needed to be reduced. Look for Grey GMC Pickup with wood in back at next meeting for some "FREE WOOD" Tom Canfield Cell 903-521-4526



For Sale: Beall 3 Wheel Buffing System on #2MT shaft. \$40.00, Tom Canfield Cell 903-521-4526

ANCHOR SEAL FOR SALE

The Club has Anchor Seal end grain sealer for sale at most Club meetings. It is available in 1 and 2 gallon jugs at \$9.00 per gallon. To obtain it, pay our treasurer, Archie Stivner, and then see Dennis Lorenz. If you need some between meetings, contact Dennis at 903-565-0651 or dlorenz67@gmail.com



Demo: Turning A Platter with Embellishments
By John Leonard

John,
Thanks for a great demo!

Random Meeting Pictures



Smile....You're On Candid Camera



Prez Says continued from page 1

sight down the airbrush while spraying. Yes, I bought one of these, too.

Stockroom Supply was demonstrating 2 very interesting accessories for a bandsaw, the *Round Ripper* and *Little Ripper*. Both accessories used the same extruded aluminum rail and adjustable rail system that mounted to your bandsaw table. The *Round Ripper* was a circle cutter that, like many, used a pin underneath to allow a sq blank to rotate by the blade to cut a circle. To keep the blank at the same angle and hence not bind the blade while cutting, it used a screw on a vertical shaft over the top. The screw was screwed into the blank and this vertical shaft had a knob on top to rotate the blank during cutting. The jig cuts circles very cleanly without generating any heat in the blade meaning the blade was not binding. The *Little Ripper* was for ripping on a bandsaw, either to make turning blanks or veneers. It consisted of a large sq. angle plate with adjustable, toothed hold-down clamps. This accessory with a board or log, clamped on the top, was pushed along the extruded rail to rip the log. I had tried using pipe clamps to hold the ends of a log (and others have used screws into the ends) while pushing the log against a fence. Invariably, the clamp would allow the log to rotate and bind the blade, once even breaking it. The *Rippers* were expensive and besides preventing blade binding, they keep fingers away from the moving blade. For me the safety issue was enough and I bought both.

Being a believer that you can never have too much light, I saw 2 lights that looked interesting. One was at **VM Woodworking** and was a 110v, 25000 hrs, single, sealed, very bright, LED light on a long flex shaft with a 65 lbs strong, magnetic base for \$35. The light was blue-white and would provide good spot light for upclose detail work. The other was being used at a **Craft Supplies** demo and consisted of a small diameter (<3/8"), battery powered, LED flashlight with a spring clip which was attached to any hollowing tool, then pointed inside a hollow vessel. I didn't get to ask anyone for a source but suspect you could make your own for under \$5.

Nick Arnull of England used a tool in his demo that he called the "Screever" to turn the bottom of a hollow vessel and remove the tenon. The homemade tool was like a skewgouge with a slight dished grind on the top and two long flat grinds on the bottom. Think of a long 3-sided pyramid tool with the top flat being dished. Then where the two flats come together on the bottom, he had ground off the heel to provide clearance. These can be made at the next MOST Day for basically the cost of the steel.

Here is just a list of other new items:

Advanced Lathe Tools - *Sinner Centerrest*, very heavily made, ranging in price from \$255 for a 10" to \$400 for a 24". All 5 sizes had the top wheel post offset to allow thickness measuring lasers to clear.

Advanced Lathe Tools - Hollowing boring bar made from 1" rods welded together for strength and to counter torque when placed between horizontal capture rails. The two welded rods acted like a "D" ring capturing system.

Sanding Glove - *Geiger Tru-N-Dress* grinding wheel truing system that used an angled shoulder plate to ride against the Wolverine skew sharpening plate. The angled plate had an adjustable diamond tip that was pushed back and forth over a rotating wheel to true. Cost \$88.

Sanding Glove - *Uvex Bionic Shield* that fits your face with tear off plastic protectors (like race cars use). Cost \$40.

Sanding Glove - Right angle attachment for Freedom flexshaft systems that allowed numerous 2" grinding and cutting wheels to be used like a mini angle grinder. Cost \$170 with H-30 handle, \$120 without handle.

Several variations of the *Elbo Hollowing System*. **Elbo** showed a new cam-levered clamp to quickly attach and remove the system from the tailstock quill.

Texas Woodcarvers - Both a 110v and battery version, hi speed (abt. 45K rpm) micro rotary tool.

TurningWood - *Abralon* sanding disks with foam backing, 360 to 4000 grit for finish polishing using auto products.

Woodline and **Craft Supplies** - Longworth chucks in 5 sizes from about \$120 for a 10" to \$350 for a 24".

Craft Supplies - *Mini Apprentice Chuck System* with 4 sets of jaws, screw & sq drive handle. Cost \$140. Perfect for minilathes.

Craft Supplies - *ToolMule* modular workstation to provide storage around your minilathe.

Craft Supplies - *T-rex Tool Caddy* that bolted to the lathe bed to provide a place to set your turning tools while at the lathe.

Canyon Studio - *Cubic Boron Nitride (CBN)* grinding wheels by 3M in grits from 100 to 180. CBN is the second hardest known material, surpassed only by diamond. I used one to reshape a bowl gouge and found it to be very aggressive, leaving a fine scratch pattern on the bevel. Cost \$200.

MesquiteMan - *Cactus Juice Stabilizing Resin* to stabilize punky wood using vacuum to saturate through the wood. Expensive at \$100/gal but really hardened soft wood, especially useful for pen makers.

Finally, numerous vendors had some very nice tool handles from \$20 for a 6" gold anodized aluminum handle at **VM Woodworking** to lead filled black anodized at **Thompson Tools**. Doug Thompson had a laser that bleached the anodization white to write your name on the handle.

Hope these are helpful.

See ya, PAC

10% Discount Offered To ETW Members

Woodline (www.woodline.com), known for offering a wide choice of router bits, also offers a good line of M2 HSS turning tools at a reasonable price. The metal is made in America while the handles and assembly are from China. Also, Woodline offers a nice version of the Longworth chuck in various sizes, plus other turning-related items. To take advantage of the discount, come to the next club meeting to get details. - PAC

SWAT Symposium for 2011

The 2011 SWAT Symposium was great for those of us who attended and if you didn't go, well you missed a great event. All in all, I think it was one of the best SWAT events I have attended.

One of my favorite parts of this year's event was the Instant Gallery (IG). It had over 800 turnings from turners all over the country with many impressive turnings. We have Ken Terrell and all the participating members from ETW to thank for what was without a doubt the best IG in SWAT history.

Another great part of the symposium is the vendor area, and we had some really good vendors this year. (See Prez Says)

I didn't attend that many demos this year, but everyone that I talk to said that they were great. Without a doubt, SWAT was once again a bargain for the enjoyment and information I received. – **Nate Landry**



A Note From The Librarians


We appreciate the help and support that we receive from other club members. Thanks to:

- **John and Kay Leonard** for donating a copy of the book “*Woodturning Today - A Dramatic Evolution*”, Celebrating The American Association of Woodturners 25th Anniversary, 1986 – 2011
- **Kelvin Burton** for volunteering to convert all of the Club VCR tapes to DVDs. This makes these demos available to everyone with a DVD player.
- **Ed Heuslein** for his tireless work in providing DVDs of all the club demos.
- And of course to all you members whose use of the library makes it all worthwhile.

Since we now have DVDs of all the Club demos each month you may now check out 5 items at a time of the 600+ items in the library!

Don't forget to check for items you have at home, you know someone is waiting for them. See you at the next meeting. –

Marjorie and Tom Crosby



The ETW Steering Committee is recommending that members participate in the **Beads of Courage** program. This program aids children undergoing treatments for cancer. **Tom Crosby** is the ETW representative for this program. Check with him for more information or go to <http://beadsofcourage.org>.

Mentor List

Mark Anthony	903-963-7128	Van	emark_anthony@gmail.com
Charles Brooks	903-216-5564	Whitehouse	cbrooks@suddenlink.net
Paul Coppinger	903-638-6008	Mineola	paulcop68@thecoppingers.net
Tom Criswell	903-509-1042	Tyler	tom_criswell@yahoo.com
Tom Crosby	903-567-4701	Canton	ctomsturnings@aol.com
Norm Dixon	903-753-6980	Longview	normandixon@cablelynx.com
L. V. Filak	903-885-2550	Sulphur Springs	lrfilak2@suddenlink.net
Ed Heuslein	903-834-3838	Kilgore	heuslein@gmail.com
Walter Tate	903-839-6505	Tyler	waltertate1@suddenlink.net
Ken Terrell	903-839-4735	Whitehouse	kpterrell@suddenlink.net



Editor's Show & Tell Favorite

**Mesquite Beads Of Courage Box
By Kelvin Burton**

It seems the SWAT Beads of Courage contest judges agreed with me, as they selected Kelvin's donation as one of the competition prize winners. Congratulations Kelvin. Well Done.

Mineola Open Shop Turning Day
(MOST Day)

September 17, 2011

Projects: Finials
(or anything else you want to turn)


Paul Coppinger's Shop in Mineola
(see website for map)

Turning, Fun and Fellowship

If we're not having fun, we're not doing it right!

LATE BREAKING NEWS

The Turning Times crack investigative staff has discovered that the KING OF FOUND WOOD, Tom Canfield, will be presenting "Bowls for Beginners" at the September 17th MOST Day at Paul Coppinger's shop in Mineola.



East Texas Woodturners Library

Now would be a good time to check if you have any items from the **ETW Library** that need to be returned. Some of your friends are waiting to enjoy them too.

PLEASE RETURN THEM



East Texas Woodturner's Supporters

The following businesses have graciously provided support for the activities of the East Texas Woodturner's club. Please show your gratitude by giving them your business when possible.

Woodcraft

1430 Marsh Lane
Addison, Texas 75001
(972)-241-0701 CST
<http://www.woodcraft.com/>

Thompson Lathe Tools

5479 Columbia Road
North Olmsted, OH 44070
440-241-6360 CST
<http://www.thompsonlathetools.com/>

Rockler

Promenade North Shopping Center
800 North Coit #2500
Richardson, TX 75080
(972) 613-8848 CST
<http://www.rockler.com/>

Craft Supplies USA

1287 E. 1120 S., Provo, UT 84606
1-800-551-8876
FAX: 801-377-7742
<http://www.woodturnerscatalog.co>

Hartville Tool

13163 Market Ave N
Hartville, OH 44632
800-345-2396
<http://www.hartvilletool.com/>

Packard Woodworks

P.O. Box 718, Tryon, NC 28782
1-800-683-8876
FAX: 828-859-5551
<http://www.packardwoodworks.com/index.html>

Wood World

13650 TI Blvd. #101, Dallas, TX 75243
972-669-9130 CST
<http://woodworldtx.com/>

Johnson Wood Products

34897 Crystal Rd.,
Strawberry Point, IA 52076
563-933-6504 CST
Wood Turning Blanks, Bowl Blanks
<http://www.johnsonwoodproducts.co>